


**PLACE OF BIRTH  
of the Native Population: 1970**

Excludes persons born abroad of native parents.

**PERCENT DISTRIBUTION**


□ WHITE ■ NEGRO and OTHER RACES

**BORN IN THE STATE**



**BORN OUTSIDE THE STATE**


**Northeast**



**North Central**



**South**



**West**




**YEARS OF SCHOOL COMPLETED: 1970 and 1960**


PERCENT OF PERSONS 25 YEARS and OVER

□ WHITE ■ NEGRO and OTHER RACES

**4 YEARS HIGH SCHOOL OR MORE**



**1 YEAR COLLEGE OR MORE**

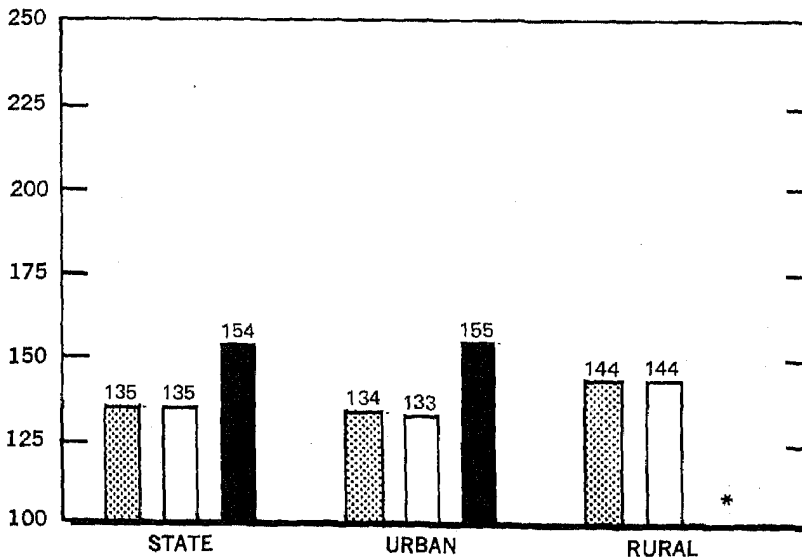


**4 YEARS COLLEGE OR MORE**



**POPULATION REPLACEMENT INDEX: 1970**

▨ ALL RACES □ WHITE ■ NEGRO




See text for definition of replacement index.

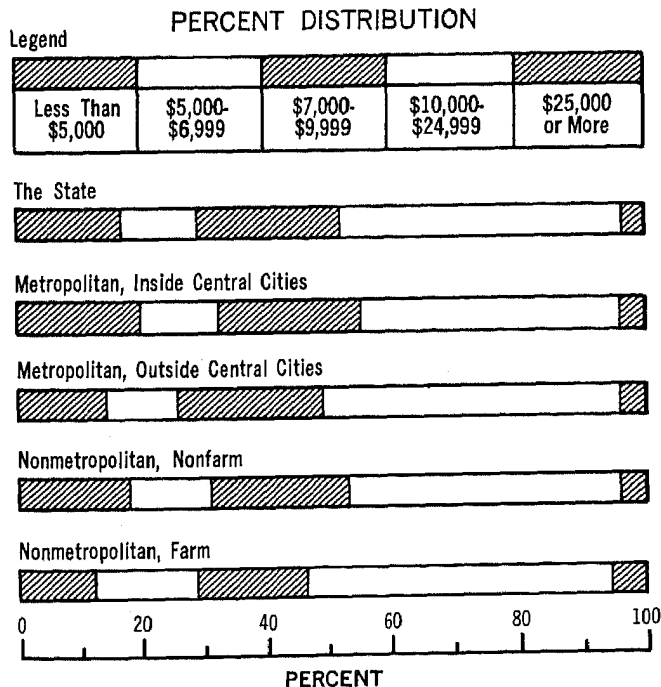
\* Number of Negro women 35 to 44 below minimum for computation of index.

OCCUPATION GROUP OF EMPLOYED PERSONS: 1970 □ WHITE ■ NEGRO and OTHER RACES

PERCENT DISTRIBUTION by SEX



FAMILY INCOME IN 1969  
by Metropolitan and Nonmetropolitan Residence



PERSONS BELOW POVERTY LEVEL IN 1969  
PERCENT of SELECTED POPULATION GROUPS

